



MULTI-FACTOR AUTHENTICATION (MFA) – iA PRIVATE WEALTH MOBILE APP



SMS Authentication Method
Installation Guide



SMS AUTHENTICATION METHOD

When you first log into the iA Private Wealth mobile app, you will be prompted to set up multi-factor authentication (MFA).

SET-UP TAKES JUST A FEW MINUTES

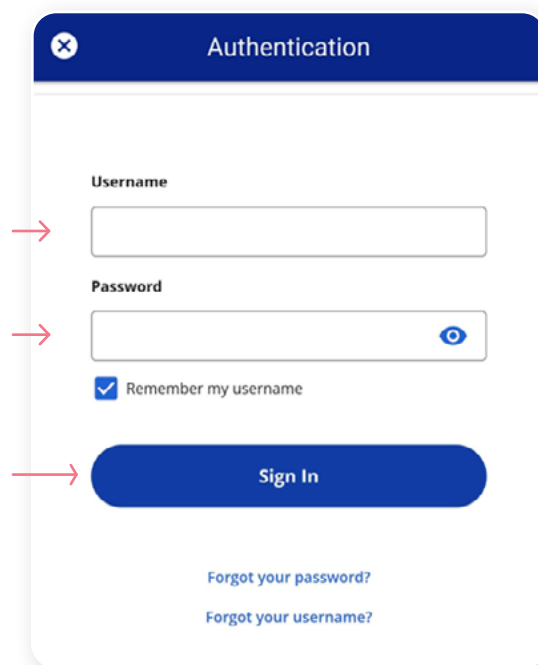
Step 1

Open the iA Private Wealth mobile app and click on **Login**.



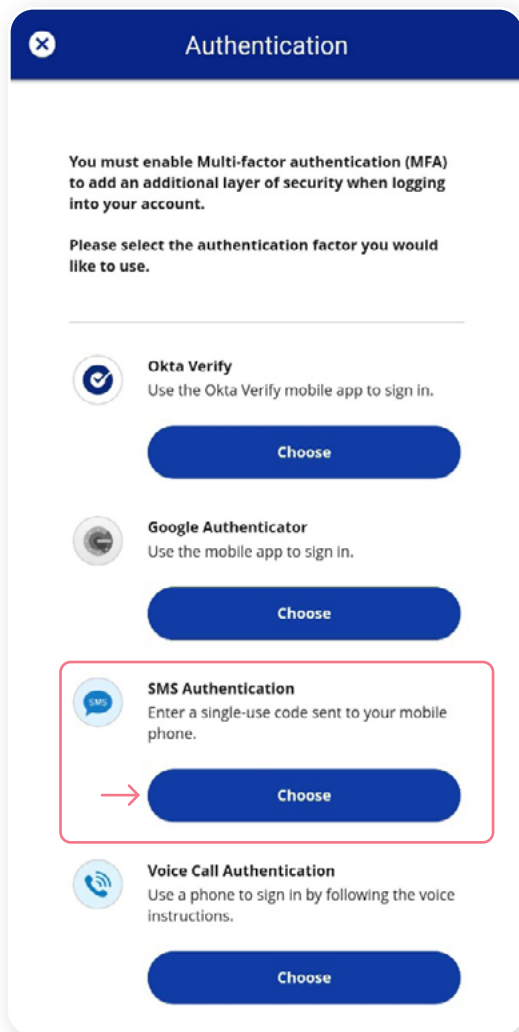
Step 2

Enter your **username** and **password**, then click **Sign In**.



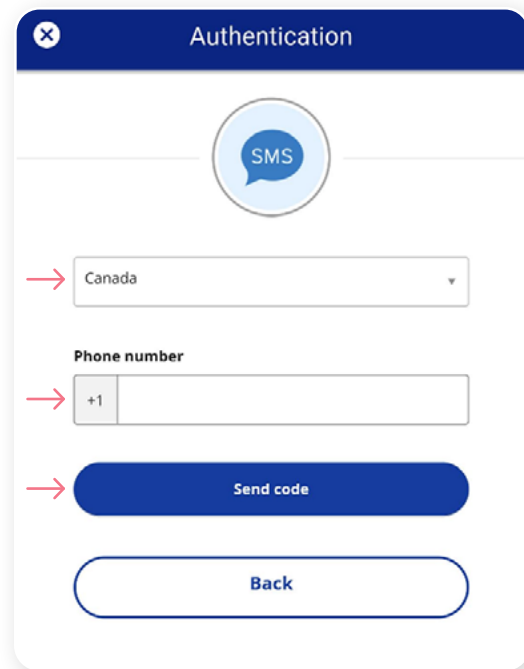
Step 3

Click on the **Choose** button in the SMS Authentication section.



Step 4

Next you will be asked to **select the country** and **enter the mobile phone number** where you wish to receive your security codes. Then click on the **Send Code** button.



Step 5

Once you have received the unique security code, you will need to **enter the code** that is given to you in the Authentication screen in the iA Private Wealth mobile app and click **Verify**.

The screenshot shows the 'Authentication' screen. At the top, there is a close button (X) and the title 'Authentication'. Below the title is a circular icon with 'SMS' inside. A dropdown menu shows 'Canada'. Below that is a 'Phone number' field with '+1' as a prefix. A blue 'Sent' button is below the phone number field. An 'Enter code' field is below the 'Sent' button, with a red arrow pointing to it. A blue 'Verify' button is below the 'Enter code' field, also with a red arrow pointing to it. A white 'Back' button is at the bottom.


Step 6

You have now completed the SMS Authentication set-up and will be taken back to the configuration page. You can choose to set up an additional MFA method; or click on **Finish** to continue to the iA Private Wealth mobile app.

The screenshot shows the 'Authentication' screen. At the top, there is a close button (X) and the title 'Authentication'. Below the title is the text 'You can configure any additional optional factor or click on finish'. Below that is a section for 'Enrolled factors' with 'SMS Authentication' listed and a green checkmark. Below that is a section for 'Additional optional factors' with 'Okta Verify', 'Google Authenticator', and 'Voice Call Authentication' listed. Each optional factor has a 'Choose' button. A blue 'Finish' button is at the bottom, with a red arrow pointing to it.



Going forward, when you log into the iA Private Wealth mobile app, you may be **prompted to provide a unique security code**, which will be sent through SMS (text message).



F96-345A(23-05) ACC

INVESTED IN YOU.

iA Private Wealth Inc. is a member of the Canadian Investor Protection Fund and the Investment Industry Regulatory Organization of Canada. iA Private Wealth is a trademark and business name under which **iA Private Wealth Inc.** operates.

[iapriatewealth.ca](https://www.iapriatewealth.ca)